

ARPIT TECHNO INFRA PVT. LTD.

**Plot No. 117,
Royal Pushpa Park Colony,
Street No. 2,
Jamnagar.**

10TH ANNUAL REPORT

Financial year – 2018-19

Assessment year – 2019-20

: AUDITORS :

**M/S DOSHI MARU & ASSOCIATES
CHARTERED ACCOUNTANTS
217-218, Manek Centre
P N Marg,
JAMNAGAR-361001
doshi.maru@gmail.com**

ARPIT TECHNO INFRAPRIVATE LIMITED

CIN:U45201GJ2009PTC058843

**Registered Office
Plot No. 117, Royal Pushpa Park Colony,
Street No.2, Jamnagar.**

NOTICE

Notice is hereby given that the Tenth Annual General Meeting of the Company will be held at registered office of the Company situated at Plot No. 117, Royal Pushpa Park Colony, Street No. 2, Jamnagar on 30th September at 11.00 A.M. to receive, consider and adopt the Financial Statement of the Company for the financial year ended on March 31, 2019 and the Reports of the Directors and Auditors thereon.

ORDINARY BUSINESS:

1. To receive, consider, and adopt the Audited Financial Statements of the Company for the financial year ended on 31st March, 2019 together with the Reports of the Board of Directors and the Auditors thereon.
2. To consider the re-appointment of the current auditors, M/s Doshi Maru & Associates, Chartered Accountants (Firm Registration No: FRN 0112187W), as the Statutory Auditors of the company and to fix their remuneration and to pass the following resolutions as an Ordinary Resolution:

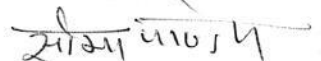
"**RESOLVED THAT** pursuant to the provisions of Section 139 and all other applicable provisions of the Companies Act, 2013 read with Rule 3(7) of the Companies (Audit and Auditors) Rules, 2014 (Including and statutory modification(s) or re-enactment thereof for the time being in force, the company hereby appoints M/s Doshi Maru & Associates., Chartered Accountants (FRN :- 0112187W), as the Statutory Auditors of the company for a second term of 5 (Five) consecutive years to hold office from the conclusion of this meeting until the conclusion of the Annual General Meeting of the Company and on such remuneration as may be decided by the Board of Directors in consultation with the Statutory Auditors of the Company."

By Order Of The Board,
ARPIT TECHNO INFRA PRIVATE LIMITED
ARPIT TECHNO INFRA PVT. LTD. ARPIT TECHNO INFRA PVT. LTD.

Place: JAMNAGAR
Date: 7th September, 2019



RAMJI PANDEY
DIRECTOR
DIN:0281573



SEEMA PANDEY DIRECTOR
DIRECTOR
DIN:02815113

NOTES:

1. A member entitled to attend, vote at the meeting is entitled to appoint a proxy to attend and vote instead of himself, and proxy must be a member of the company.
2. Proxies, in order to be effective, must be received at the Registered Office of the Company not less than 48 hours before the commencement of the Meeting.
3. A person can act as a proxy on behalf of Members not exceeding 50 and holding in the aggregate not more than ten percent of the total share capital of the Company carrying voting rights. A Member holding more than ten percent of total share capital of the Company carrying voting rights may appoint a single person as proxy and such person shall not act as a proxy for any other person or shareholder.
4. During the period beginning 24 hours before the time fixed for the commencement of Meeting and ending with the conclusion of the Meeting, a Member would be entitled to inspect the proxies lodged at any time during the business hours of the company.
5. A Corporate Member intending to send its authorized representatives to attend the Meeting in terms of Section 113 of the Companies Act, 2013 is requested to send to the Company a certified copy of the Board Resolution authorizing such a representative to attend and vote on its behalf at the Meeting.
6. Members/proxies are requested to bring the attendance slips duly filled in for attending the Meeting. Members are requested to write their Folio Number in the attendance slip for attending the Meeting.
7. All documents referred to in the Notice and accompanying explanatory statement are open for inspection at the Registered Office of the Company on all working days of the Company between 11:00 a.m. and 1:00 p.m. up to the date of the Extra-ordinary General Meeting and at the venue of the Meeting for the duration of the Meeting.

BOARD'S REPORT
ARPIT TECHNO INFRA PRIVATE LIMITED
Registered Office
Plot No. 117, Royal Pushpa Park Colony,
Street No.2, Jamnagar.

TO,
THE MEMBER OF
ARPIT TECHNO INFRA PRIVATE LIMITED
JAMNAGAR.

Your Directors have pleasure in presenting the Tenth Board Report of the Company together with the Audited Statement of Accounts and the Auditors' Report of your company for the financial year ended March 31, 2019.

FINANCIAL HIGHLIGHTS

Financial results of the Company for the year are as under:

PARTICULARS	2018-19 (in Rs.)	2017-18 (in Rs.)
Sales (Net of Excises)	6,30,47,135.39	4,48,21,350.74
Other Income	2,43,262.44	1,54,043.00
Profit before Depreciation, interest & Tax	42,66,084.07	11,58,131.68
Less : Interest	12,50,816.83	4,66,333.00
Depreciation	17,39,207.28	1,81,865.23
Profit before Tax	12,76,059.96	5,09,933.45
Less : Provision for		
Current Taxation	3,75,000.00	1,34,000.00
Provision for Deferred Tax Liability	(30,000.00)	26,500.00
Profit After Tax	9,31,059.96	3,49,433.45
Add: Balance in Profit & Loss Account	27,47,496.82	24,01,679.90
Less: Previous years' Income Tax Written off	-	3,616.53
Less; Adjustment in F.A as per Companies Act,2013	-	-
Amount Available for Appropriation		
Appropriations:	-	-
Dividend on Share Capital	-	-
Tax on Dividend	-	-
Balance Carried to Balance Sheet	36,78,556.78	27,47,496.82

STATE OF COMPANY'S AFFAIRS AND FUTURE OUTLOOK

The Company has earned total revenue of Rs. 6,30,47,135/- in compared to Previous year total Turnover of Rs. 4,48,21,350/- which shows the increment in Turnover of Rs. 1,82,25,785/- as compared to the previous year.

CHANGE IN NATURE OF BUSINESS

Your Company continues to operate in same business segment as that of previous year and there is no change in the nature of the business.

DIVIDEND

In view of the requirement of fund and ploughing back of profit for the development of the company, your directors regret to recommend any dividend for financial period 2019.

TRANSFER OF UNCLAIMED DIVIDEND TO INVESTOR EDUCATION AND PROTECTION FUND

The provisions of Section 125(2) of the Companies Act, 2013 do not apply as there is no unpaid dividend accounts appeared in balance sheet as at March 31, 2019.

TRANSFER TO RESERVES

The Company has not transferred any amount to any reserve. The loss incurred during the year has been remained unadjusted in the financial statements.

INFORMATION ABOUT SUBSIDIARY / JV/ ASSOCIATE COMPANY

As on March 31, 2019, the Company does not have any subsidiary, Associate or Joint Venture Company.

MEETINGS OF THE BOARD OF DIRECTORS

During the Financial Year 2018-19, the Company held 6 meetings of the Board of Directors as per Section 173 of Companies Act, 2013 which is summarized below. The provisions of Companies Act, 2013 were adhered to while considering the time gap between two meetings.

Sr. No.	Date of Meeting	Board Strength	No. of Directors Present
1	30/05/2018	2	2

2	30/07/2018	2	2
3	01/10/2018	2	2
4	30/11/2018	2	2
5	30/01/2019	2	2
6	30/03/2019	2	2

DIRECTORS & KEY MANAGERIAL PERSONNEL

During the year, there was no change in the directors and Key Managerial Personnel of the Company.

DEPOSITS

The company has not accepted any deposits during the year. Information relating to deposits, covered under Chapter V of the Act is nil. There are no deposits, which are not in complied with the requirements of Chapter V of the Act.

SHARE CAPITAL

The Share Capital of the Company is as follows:

1. Authorized Capital

Rs. 1,00,000/- divided into 10,000 Equity Shares of Rs. 10/- each.

2. Paid Up Capital

Rs. 1,00,000/- divided into 10,000 Equity Shares of Rs. 10/- each.

MATERIAL CHANGES AND COMMITMENTS

There have been no material changes and commitments, if any, affecting the financial position of the Company which have occurred between the end of the financial year of the Company to which the financial statements relate and the date of the report.

EXTRACT OF ANNUAL RETURN

The Extract of Annual Return as required under section 92(3) of the Companies Act, 2013 and rule 12(1) of the Companies (Management and Administration) Rules, 2014, in Form MGT-9 is annexed herewith as **Annexure - 1** for your kind perusal and information.

LOANS, GUARANTEES AND INVESTMENTS

There are no loans, guarantees and investments in the company.

RELATED PARTY TRANSACTIONS

The Company has entered into no transaction as defined under Section 188 of the Companies Act, 2013 with related parties as defined under Section 2 (76) of the said Act.

CONSERVATION OF ENERGY, TECHNOLOGY ABSORPTION AND FOREIGN EXCHANGE OUTGO:

A. Conservation of energy:

i) Steps taken / impact on conservation of energy:

Your Company is firmly committed to reduce the consumption of power by introducing more energy efficient technology. The operations of the Company are not energy intensive. However, the Company endeavored to conserve energy consumption wherever feasible.

ii) Steps taken by the company for utilizing alternate sources of energy including waste generated:

Nil

iii) Capital investment on energy conservation equipment:

NIL

B. Technology absorption:

i) The efforts made towards technology absorption;

No special efforts made towards technology absorption. However, your Company continues its commitment to up the quality by absorbing the latest technology.

ii) The benefits derived like product improvement, cost reduction, product development or import substitution;

Not Applicable

iii) In case of imported technology (imported during the last three years reckoned from the beginning of the financial year)-

There is no import of technology during last three years. Hence information as required to be provided under rule 9.8 (3) (B) (iii) of Companies (Accounts) Rules, 2014, are nil.

C. Foreign exchange earnings and Outgo (Amount in Rs.)

The Foreign Exchange earned in terms of actual inflows during the year and the Foreign Exchange outgo during the year in terms of actual outflows, is as under:

Particulars	Current year	Previous year
Foreign Exchange earned	NIL	NIL
Foreign Exchange outgo	NIL	NIL

DIRECTORS' RESPONSIBILITY STATEMENT

Pursuant to Section 134(5) of the Companies Act, 2013 the Board of Directors of the Company confirms that-

- a) In the preparation of the annual accounts, the applicable accounting standards had been followed along with proper explanation relating to material departures;
- b) The directors had selected such accounting policies and applied them consistently and made judgments and estimates that are reasonable and prudent so as to give a true and fair view of the state of affairs of the company at the end of the financial year and of the profit and loss of the company for that period;
- c) The directors had taken proper and sufficient care for the maintenance of adequate accounting records in accordance with the provisions of this Act for safeguarding the assets of the company and for preventing and detecting fraud and other irregularities;
- d) The directors had prepared the annual accounts on a going concern basis; and
- e) Company being unlisted sub clause (e) of section 134 (3) is not applicable.
- f) The directors had devised proper systems to ensure compliance with the provisions of all applicable laws and that such systems were adequate and operating effectively.

AUDITORS AND REPORT THEREON:

The Members of the Company in their annual general meeting appointed M/s Doshi Maru & Associates (FRN: 112187W), Chartered Accountants, Jamnagar statutory auditor of the Company from the conclusion of 6th Annual General Meeting till the conclusion of 10th Annual General Meeting, subject to ratification of appointment at every subsequent annual general meeting.

Now Pursuant to provision of sections 139(2) and 142(1) of companies act 2013 the retiring auditors, Doshi Maru and Associates, Chartered Accountants, be and are hereby appointed as the statutory auditors of the company to hold office till the conclusion of 15th Annual General Meeting of the companies. The Company has received the certificate from that the audit is within prescribed limits under Section 139 of the Companies Act, 2013.

The Auditors' Report on the accounts of the Company for the accounting year ended March 31, 2019 is self-explanatory and do not call for further explanations or comments that may be treated as adequate compliance of Section 134 of the Companies Act, 2013.

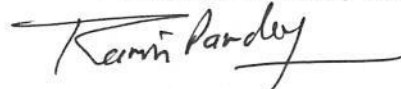
GENERAL DISCLOSURES

Your Directors state that the Company has made disclosures in this report for the items prescribed in section 134[3] of the Act and Rule 8 of The Companies [Accounts] Rules, 2014 to the extent the transactions took place on those items during the year.

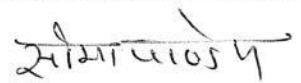
ACKNOWLEDGEMENT

The Board places on record their appreciation of the support of all stakeholders.

By Order Of The Board,
ARPIT TECHNO INFRA PRIVATE LIMITED
ARPIT TECHNO INFRA PVT. LTD. ARPIT TECHNO INFRA PVT. LTD.



DIRECTOR
RAMJI PANDEY
DIRECTOR
DIN:0281573



DIRECTOR
SEEMA PANDEY
DIRECTOR
DIN:02815113

Place: Jamnagar
Date: September 7, 2019

FORM NO. MGT 9		
EXTRACT OF ANNUAL RETURN		
as on financial year ended on 31.03.2019		
Pursuant to Section 92 (3) of the Companies Act, 2013 and rule 12(1) of the Company (Management & Administration) Rules, 2014.		
I	REGISTRATION & OTHER DETAILS:	
i	CIN	U45201GJ2009PTC058843
ii	Registration Date	11/12/2009
iii	Name of the Company	ARPIT TECHNO INFRA PVT LTD
iv	Category/Sub-category of the Company	Company Limited by Shares(Indian Non- Government Company)
v	Address of the Registered office & contact details	Plot No. 117, Royal Pushpa Park Colony, Street No. 3, Jamnagar-361008
vi	Whether listed company	NO
vii	Name , Address & contact details of the Registrar & Transfer Agent, if any.	NA
II	PRINCIPAL BUSINESS ACTIVITIES OF THE COMPANY	
	All the business activities contributing 10% or more of the total turnover of the company shall be stated	
SL No	Name & Description of main products/services	NIC Code of the Product /service
1	General construction services of other civil engineering works	99542909
III	PARTICULARS OF HOLDING , SUBSIDIARY & ASSOCIATE COMPANIES:	NOT APPLICABLE

(2) Non Institutions										
a) Bodies corporates										
i) Indian	-	-	-	-	-	-	-	-	-	-
ii) Overseas	-	-	-	-	-	-	-	-	-	-
b) Individuals	-	-	-	-	-	-	-	-	-	-
i) Individual shareholders holding nominal share capital upto Rs.1 lakhs	-	-	-	-	-	-	-	-	-	-
ii) Individuals shareholders holding nominal share capital in excess of Rs. 1 lakhs	-	-	-	-	-	-	-	-	-	-
c) Others (specify)	-	-	-	-	-	-	-	-	-	-
SUB TOTAL (B)(2):	-	-	-	-	-	-	-	-	-	-
Total Public Shareholding (B)= (B)(1)+(B)(2)	-	-	-	-	-	-	-	-	-	-
C. Shares held by Custodian for GDRs & ADRs	-	-	-	-	-	-	-	-	-	-
Grand Total (A+B+C)	-	10,000.00	10,000.00	100.00%	-	10,000.00	10,000.00	100.00%	NO CHANGE	

(ii) SHARE HOLDING OF PROMOTERS

Sl No.	Shareholders Name	Shareholding at the beginning of the year			Shareholding at the end of the year			% change in share holding during the year
		No. of shares	% of total shares of the company	% of shares pledged encumbered to total shares	No. of shares	% of total shares of the company	% of shares pledged encumbered to total shares	
1	Seema Ramji Pandey	5,000.00	50.00%	-	5,000.00	50.00%	-	-
2	Pandey Ramjibhai Pandey	5,000.00	50.00%	-	5,000.00	50.00%	-	-
	Total	10,000.00	100.00%	-	10,000.00	100.00%	-	-

(iii) CHANGE IN PROMOTERS' SHAREHOLDING (SPECIFY IF THERE IS NO CHANGE)

Sl. No.		Share holding at the beginning of the Year		Cumulative Share holding during the year	
		No. of Shares	% of total shares of the company	No of shares	% of total shares of the company
	At the beginning of the year	10,000.00	100.00%	10,000.00	100.00%
	Date wise increase/decrease in Promoters Share holding during the year specifying the reasons for increase/decrease (e.g. allotment/transfer/bonus/sweat equity etc)	-	-	-	-
	At the end of the year	10,000.00	100.00%	10,000.00	100.00%

(iv) Shareholding Pattern of top ten Shareholders (other than Directors, Promoters & Holders of GDRs & ADRs)

Sl. No	For Each of the Top 10 Shareholders	Shareholding at the end of the year		Cumulative Shareholding during the year	
		No.of shares	% of total shares of the company	No of shares	% of total shares of the company
	At the beginning of the year				
	Date wise increase/decrease in Promoters Share holding during the year specifying the reasons for increase/decrease (e.g. allotment/transfer/bonus/sweat equity etc)	NOT APPLICABLE			
	At the end of the year (or on the date of separation, if separated during the year)				

(v) Shareholding of Directors & KMP

Sl. No	For Each of the Directors & KMP	Shareholding at the end of the year		Cumulative Shareholding during the year	
		No.of shares	% of total shares of the company	No of shares	% of total shares of the company
1	Seema Ramji Pandey				
	At the beginning of the year	10000	100.00%	10000	100.00%
	Date wise increase/decrease in Promoters Share holding during the year specifying the reasons for increase/decrease (e.g. allotment/transfer/bonus/sweat equity etc)	-	-	-	-
	At the end of the year	10000	100.00%	10000	100.00%

Sl. No	For Each of the Directors & KMP	Shareholding at the end of the year		Cumulative Shareholding during the year	
		No.of shares	% of total shares of the company	No of shares	% of total shares of the company
2	Pandey Ramjibhai Pandey				
	At the beginning of the year	10000	100.00%	10000	100.00%
	Date wise increase/decrease in Promoters Share holding during the year specifying the reasons for increase/decrease (e.g. allotment/transfer/bonus/sweat equity etc)	-	-	-	-
	At the end of the year	10000	100.00%	10000	100.00%

V INDEBTEDNESS

Indebtedness of the Company including interest outstanding/accrued but not due for payment				
	Secured Loans excluding deposits	Unsecured Loans	Deposits	Total Indebtedness
Indebtness at the beginning of the financial year				
i) Principal Amount	20,74,641.09	31,68,556.38	-	52,43,197.47
ii) Interest due but not paid	-	-	-	-
iii) Interest accrued but not due	-	-	-	-
Total (i+ii+iii)	20,74,641.09	31,68,556.38	-	52,43,197.47
Change in Indebtedness during the financial year				
Additions	9,00,95,738.15	55,74,674.00	-	9,56,70,412.15
Reduction	7,13,36,877.23	3,00,000.00	-	7,16,36,877.23
Net Change	1,87,58,860.92	52,74,674.00	-	2,40,33,534.92
Indebtedness at the end of the financial year				
i) Principal Amount	2,08,33,502.01	84,43,230.38	-	2,92,76,732.39
ii) Interest due but not paid	-	-	-	-
iii) Interest accrued but not due	-	-	-	-
Total (i+ii+iii)	2,08,33,502.01	84,43,230.38	-	2,92,76,732.39

VI REMUNERATION OF DIRECTORS AND KEY MANAGERIAL PERSONNEL

A. Remuneration to Managing Director, Whole time director and/or Manager:

Sl.No	Particulars of Remuneration		Name of the DIRECTOR	Total Amount
1	Gross salary	Sr. No.		
	(a) Salary as per provision contained in section 17(1) of Income Tax Act, 1961	1	Manish Pandey	2,40,000.00
		2	Arpit R Pandey	3,00,000.00
		3	Bhawna Pandey	2,40,000.00
		TOTAL		7,80,000.00
	(b) Value of perquisites u/s 17(2) of the Income tax Act, 1961	NOT APPLICABLE		
	(c) Profits in lieu of salary under section 17(3) of the Income Tax Act, 1961	NOT APPLICABLE		
2	Stock option	NOT APPLICABLE		
3	Sweat Equity	NOT APPLICABLE		
4	Commission	NOT APPLICABLE		
	as % of profit			
	others (specify)			
5	Others, please specify	NOT APPLICABLE		
	Total (A)			
	Ceiling as per the Act	No Ceiling in case of Pvt Ltd Co.		

B. Remuneration to other directors:

Sl.No	Particulars of Remuneration	Name of the Directors	Total Amount
1	Independent Directors	NOT APPLICABLE	
	(a) Fee for attending board committee meetings		
	(b) Commission		
	(c) Others, please specify		
	Total (1)		
2	Other Non Executive Directors	NOT APPLICABLE	
	(a) Fee for attending board committee meetings		
	(b) Commission		
	(c) Others, please specify.		
	Total (2)		
	Total (B)=(1+2)		
	Total Managerial Remuneration		
	Overall Ceiling as per the Act.		

C. REMUNERATION TO KEY MANAGERIAL PERSONNEL OTHER THAN MD/MANAGER/WTD

Sl. No.	Particulars of Remuneration	Key Managerial Personnel				Total
		CEO	Company Secretary	CFO	Total	
1	Gross Salary	Not Applicable				
	(a) Salary as per provisions contained in section 17(1) of the Income Tax Act, 1961.	Not Applicable				
	(b) Value of perquisites u/s 17(2) of the Income Tax Act, 1961	Not Applicable				
	(c) Profits in lieu of salary under section 17(3) of the Income Tax Act, 1961	Not Applicable				
2	Stock Option	Not Applicable				
3	Sweat Equity	Not Applicable				
4	Commission	Not Applicable				
	as % of profit	Not Applicable				
	others, specify	Not Applicable				
5	Others, please specify	Not Applicable				
	Total					

Type	Section of the Companies Act	Brief Description	Details of Penalty/Punishment/Compounding fees imposed	Authority (RD/NCLT/Court)	Appeal made if any (give details)
A. COMPANY					
Penalty	NOT APPLICABLE				
Punishment					
Compounding					
B. DIRECTORS					
Penalty	NOT APPLICABLE				
Punishment					
Compounding					
C. OTHER OFFICERS IN DEFAULT					
Penalty	NOT APPLICABLE				
Punishment					
Compounding					

**AUDIT REPORT TO MEMBERS TO THE SHARE HOLDERS OF
ARPIT TECHNO INFRA PVT. LTD.****Report on the Financial Statements****Opinion:**

We have audited the accompanying financial statements of **ARPIT TECHNO INFRA PVT. LIMITED**, which comprise the Balance Sheet as at **31st March, 2019**, and the Statement of Profit and Loss and Cash Flow Statement for the year then ended, and a summary of significant accounting policies and other explanatory information.

In our opinion and to the best of our information and according to the explanations given to us, the aforesaid financial statements give the information required by the Companies Act, 2013 (the 'Act') in the manner so required and give a true and fair view in conformity with the accounting standards prescribed under section 133 of the Act and other accounting principles generally accepted in India, of the state of affairs of the Company as at 31 March 2019, and its profit and its cash flows for the year ended on that date.

Basis for Opinion

We conducted our audit in accordance with the Standards on Auditing (SAs) specified under section 143(10) of the Companies Act, 2013. Our responsibilities under those Standards are further described in the Auditor's Responsibilities for the Audit of the Financial Statements section of our report. We are independent of the Company in accordance with the Code of Ethics issued by the Institute of Chartered Accountants of India together with the ethical requirements that are relevant to our audit of the financial statements under the provisions of the Companies Act, 2013 and the Rules thereunder, and we have fulfilled our other ethical responsibilities in accordance with these requirements and the Code of Ethics. We believe that the audit evidence we have obtained is sufficient and appropriate to provide a basis for our opinion.

Information Other than the Financial Statements and Auditor's Report Thereon

The Company's Board of Directors is responsible for the preparation of the other information. The other information comprises the information included in the Management Discussion and Analysis, Board's Report including Annexures to Board's Report, but does not include the financial statements and our auditor's report thereon. These reports are expected to be made available to us after the date of our auditor's report.



**Shashank P. Doshi**

B.Com., F.C.A., ISA

Our opinion on the financial statements does not cover the other information and we do not express any form of assurance conclusion thereon.

In connection with our audit of the financial statements, our responsibility is to read the other information identified above when it becomes available and, in doing so, consider whether the other information is materially inconsistent with the financial statements or our knowledge obtained in the audit, or otherwise appears to be materially misstated.

When we read the other information included in the above reports, if we conclude that there is material misstatement therein, we are required to communicate the matter to those charged with governance and determine the actions under the applicable laws and regulations.

Management's Responsibility for the Financial Statements

Management is responsible for the matters stated in section 134(5) of the Companies Act, 2013("the Act") with respect to the preparation of these financial statements that give a true and fair view of the financial position, financial performance and cash flows of the Company in accordance with the accounting principles generally accepted in India including accounting standards referred to in section 133 of the Act, as applicable.

This responsibility also includes maintenance of adequate accounting records in accordance with the provisions of the Act for safeguarding of the assets of the Company and for preventing and detecting frauds and other irregularities; selection and application of appropriate accounting policies; making judgments and estimates that are reasonable and prudent; and design, implementation and maintenance of adequate internal financial controls, that were operating effectively for ensuring the accuracy and completeness of the accounting records, relevant to the preparation and presentation of the financial statements that give a true and fair view and are free from material misstatement, whether due to fraud or error.

In preparing the financial statements, management is responsible for assessing the Company's ability to continue as a going concern, disclosing, as applicable, matters related to going concern and using the going concern basis of accounting unless management either intends to liquidate the Company or to cease operations, or has no realistic alternative but to do so.

Those Board of Directors are also responsible for overseeing the Company's financial reporting process.



**Auditor's Responsibility**

Our objectives are to obtain reasonable assurance about whether the financial statements as a whole are free from material misstatement, whether due to fraud or error, and to issue an auditor's report that includes our opinion. Reasonable assurance is a high level of assurance, but is not a guarantee that an audit conducted in accordance with SAs will always detect a material misstatement when it exists. Misstatements can arise from fraud or error and are considered material if, individually or in the aggregate, they could reasonably be expected to influence the economic decisions of users taken on the basis of these standalone financial statements.

As part of an audit in accordance with SAs, we exercise professional judgment and maintain professional skepticism throughout the audit. We also:

- Identify and assess the risks of material misstatement of the standalone financial statements, whether due to fraud or error, design and perform audit procedures responsive to those risks, and obtain audit evidence that is sufficient and appropriate to provide a basis for our opinion. The risk of not detecting a material misstatement resulting from fraud is higher than for one resulting from error, as fraud may involve collusion, forgery, intentional omissions, misrepresentations, or the override of internal control.
- Obtain an understanding of internal control relevant to the audit in order to design audit procedures that are appropriate in the circumstances. Under section 143(3)(i) of the Companies Act, 2013, we are also responsible for expressing our opinion on whether the company has adequate internal financial controls system in place and the operating effectiveness of such controls.
- Evaluate the appropriateness of accounting policies used and the reasonableness of accounting estimates and related disclosures made by management.
- Conclude on the appropriateness of management's use of the going concern basis of accounting and, based on the audit evidence obtained, whether a material uncertainty exists related to events or conditions that may cast significant doubt on the Company's ability to continue as a going concern. If we conclude that a material uncertainty exists, we are required to draw attention in our auditor's report to the related disclosures in the standalone financial statements, or, if such disclosures are inadequate, to modify our opinion. Our conclusions are based on the audit evidence obtained up to the date of our auditor's report. However, future events or conditions may cause the Company to cease to continue as a going concern.



**Shashank P. Doshi**

B.Com., F.C.A., ISA

- Evaluate the overall presentation, structure and content of the standalone financial statements, including the disclosures, and whether the standalone financial statements represent the underlying transactions and events in a manner that achieves fair presentation.

We communicate with those charged with governance regarding, among other matters, the planned scope and timing of the audit and significant audit findings, including any significant deficiencies in internal control that we identify during our audit.

We also provide those charged with governance with a statement that we have complied with relevant ethical requirements regarding independence, and to communicate with them all relationships and other matters that may reasonably be thought to bear on our independence, and where applicable, related safeguards.

From the matters communicated with those charged with governance, we determine those matters that were of most significance in the audit of the standalone financial statements of the current period and are therefore the key audit matters. We describe these matters in our auditor's report unless law or regulation precludes public disclosure about the matter or when, in extremely rare circumstances, we determine that a matter should not be communicated in our report because the adverse consequences of doing so would reasonably be expected to outweigh the public interest benefits of such communication.

Report on Other Legal and Regulatory Requirements

1. As required by the Companies (Auditor's Report) Order, 2016 ("the Order") issued by the Central Government of India in terms of section 143(11) of the Act, we give in "**Annexure A**", a statement on the matter specified in the paragraph 3 and 4 of the Order.
2. As required under provisions of section 143(3) of the Companies Act, 2013, we report that:
 - a. We have obtained all the information and explanations which to the best of our knowledge and belief where necessary for the purposes of our audit;
 - b. In our opinion, proper books of account as required by law have been kept by the Company so far as appears from our examination of those books;
 - c. The Balance Sheet and Statement of Profit and Loss dealt with this report are in agreement with the books of account;



217/218, Manek Centre, P.N. Marg, Jamnagar - 361001 (Gujarat) India.

Ph.: +91 288 2661941, +91 288 2661942, Cell : +91 98242 31214 Email : doshi.maru@gmail.com

**Shashank P. Doshi**

B.Com., F.C.A., ISA

- d. In our opinion, the aforesaid Financial Statement comply with the Accounting Standards specified under Section 133 of Act, read with relevant rule issued thereunder.
- e. On the basis of written representations received from the directors as on March 31, 2019, taken on record by the Board of Directors, none of the directors is disqualified as on March 31, 2019, from being appointed as a director in terms of section 164(2) of the Act.
- f. With Since the Company turnover as per last audited financial statements is less than Rs. 50 Crore and its Borrowings from banks and financial institutions at any time during the year is less than Rs. 25 Crore, the Company is exempted from getting an audit opinion with respect to adequacy of the internal financial controls over financial reporting of the company and the operating effectiveness of such controls vide notification dated June 13 2017, and
- g. With respect to other matters to be included in the Auditor's Report in accordance with Rule 11 of the Companies (Audit and Auditor) Rules, 2014, in our opinion and to the best of our knowledge and belief and according to the information and explanations given to us:
- (a) The Company does not have the following pending litigations as mentioned below as at 31st March 2019 on its financial position in its financial statement,
- (b) The Company did not have any long-term and derivative contracts as at March 31, 2019.
- (c) There has been no delay in transferring amounts, require to be transferred, the Investor Education and Protection Fund by the Company during the year ended March 31, 2019.

**FOR DOSHI MARU & ASSOCIATES,
Chartered Accountants****Shashank P. Doshi
Partner****M. No. 108456****FRN: 0112187W****Place: Jamnagar****Date: 06.09.2019****UDIN: 19108456AAAABE3806**

**ANNEXURE "A" TO THE AUDITORS' REPORT**

In terms of the information and explanations given to us and the books and records examined by us in the normal course of audit and to the best of our knowledge and belief, we state as under:

(i) In respect of Its Fixed Assets:

- a) The company has maintained proper records showing full particulars, including quantitative details and situation of its fixed assets.
- b) The management during the year physically verified these fixed assets. We have been informed that no material discrepancies were noticed on such physical verification.
- c) According to the information and explanation given to us and in the basis of our examination of the records of the company the title deeds of immovable properties are held in the name of the company.

(ii) The stock of inventory has been physically verified during the year by the Management at reasonable intervals, except stock lying with third parties. Confirmations of such stocks with third parties have been obtained by the Company in most of the cases. The discrepancies noticed on physical verification of stocks as compared to book records were not material; however, the same have been properly dealt with the books of account.

(iii) The company has not granted any loans, secured or unsecured to companies, firms, Limited Liability Partnerships or other parties covered in the register maintained under section 189 of the Companies Act, 2013. Therefore, the provisions of Clause 3 (iii)(a), (iii)(b) and (iii)(c) of the said order are not applicable to the company.

(iv) In our opinion and according to the information and explanations given to us, the Company has not provided any loans and advances under section 185 and 186 of the Companies Act, 2013.

(v) The company has not accepted any deposits from the public within the meaning of sections 73 to 76 or any relevant provisions of the 2013 act and the rules framed there under to the extent notified.





- (vi) The Central government has not prescribed the maintenance of cost records by the company under section 148(1) of the companies Act, 2013 for any of its products.
- (vii) In respect of Statutory Dues:
- a) The company is regular in depositing with appropriate authorities undisputed statutory dues including Provident Fund, Employees' State Insurance, Income Tax, of Customs, Duty, GST, Cess and any other statutory dues applicable to it. According to the information and explanations given to us, no undisputed amounts payable in respect of income tax, sales tax, customs duty, excise duty and cess were in arrears, as at 31.03.19 for a period of more than six months from the date they became payable.
- b) According to the information and explanations given to us, there are no dues of sales tax, income tax, custom duty, GST, wealth tax, excise duty and cess which have not been deposited on account of any dispute.
- (viii) Based on our audit procedures and according to the information and explanations given to us, we are of the opinion that the Company has not defaulted in repayment of loans or borrowing to financial institutions, banks or Government. The company has not issued any debentures as at the balance sheet date.
- (ix) The company has not raised moneys by way of initial public offer or further public offer (including debt instruments). The Moneys raised by way of term loan were applied for the purpose for which those are raised.
- (x) During the course of our examination of the books and records of the company, carried out in accordance with the generally accepted auditing practices in India, and according to the information and explanations given to us, we have neither come across any instance of fraud by the company or any fraud on the Company by its officers or employees noticed or reported during the year, nor have we been informed of such cases by the Management.
- (xi) According to the information and explanations given to us, we report that managerial remuneration has been paid or provided in accordance with the requisite approvals mandated by the provisions of section 197 read with Schedule V to the Companies Act.
- (xii) In our opinion and according to the information and explanations given to us, the Company is not a nidhi company. Accordingly, paragraph 3(xii) of the Order is not applicable.



**Shashank P. Doshi**

B.Com., F.C.A., ISA

- (xiii) According to the information and explanations given to us and based on our examination of the records of the company, transactions with the related parties are in compliance with sections 177 and 188 of Companies Act, 2013 where applicable and the details have been disclosed in the financial statements etc., as required by the applicable accounting standards;
- (xiv) According to information given to us, the company has not made any preferential allotment or private placement of shares or fully or partly convertible debentures during the year under review. Accordingly, the provisions of clause 3(xiv) of the Order are not applicable to the company.
- (xv) According to the information and explanations given to us and based on our examination of the records of the company, the company has not entered into any non-cash transactions with directors or persons connected with him. Accordingly, paragraph 3(xv) of the Order is not applicable.
- (xvi) The company is not required to be registered under section 45-IA of the Reserve Bank of India Act, 1934.

**FOR DOSHI MARU & ASSOCIATES,
Chartered Accountants****Shashank P. Doshi
Partner****M. No. 108456****FRN: 0112187W****Place: Jamnagar****Date : 06.09.2019****UDIN: 19108456AAAABE3806**

**ARPIT TECHNO INFRA PRIVATE LIMITED
BALANCE SHEET AS AT 31ST MARCH, 2019**

Particulars		Note No.	As At 31st March 2019	As At 31st March 2018
I.	EQUITY AND LIABILITIES			
1	Shareholders' funds			
	(a) Share capital	2	1,00,000.00	1,00,000.00
	(b) Reserves and surplus	3	36,78,556.78	27,47,496.82
2	Non-current liabilities			
	(a) Long-term borrowings	4	1,24,47,331.30	-
3	Current liabilities			
	(a) Short-term Borrowings	5	1,27,47,204.56	52,43,197.47
	(b) Trade payables	6	1,82,14,266.30	1,80,76,097.49
	(c) Other current liabilities	7	83,72,648.53	44,70,569.76
	(d) Short-term provisions	8	10,08,612.00	1,91,523.00
	TOTAL		5,65,68,619.47	3,08,28,884.54
II.	ASSETS			
1	Non-current assets			
	(a) Fixed assets	9		
	(i) Tangible assets		1,31,08,025.30	4,56,662.91
	(b) Long-term loans and advances	10	79,96,648.31	80,38,497.36
	(c) Deffered Tax Assets		1,60,000.00	1,30,000.00
2	Current assets			
	(a) Inventories	11	-	1,45,000.00
	(b) Trade receivables	12	3,09,51,851.42	1,70,50,593.53
	(c) Cash and cash equivalents	13	55,841.41	25,46,490.95
	(d) Short-term loans and advances	14	42,96,253.03	24,61,639.79
	TOTAL		5,65,68,619.47	3,08,28,884.54

Accounting Policies & Notes on Accounts

1

As per our Report on Even date attached

For Doshi Maru & Associates

Chartered Accountants

Shashank P Doshi

Partner

M. No. 108456

FRN No. 0112187W

Place : Jamnagar

Date : 06.09.2019

UDIN:19108456AAAABE3806



For Arpit Techno Infra Pvt. Ltd.

ARPIT TECHNO INFRA PVT. LTD. ARPIT TECHNO INFRA PVT. LTD.

Kamta Ranchy

DIRECTOR
Director

સહિત ૫/૯/૧૯

DIRECTOR
Director


ARPIT TECHNO INFRA PRIVATE LIMITED
STATEMENT OF PROFIT AND LOSS FOR THE YEAR ENDED 31ST, MARCH 2019


Particulars	Refer Note No.	For the year ended 31 March 2019	For the year ended 31 March 2018
I. Revenue from Operations	15	6,30,47,135.39	4,48,21,350.74
II. Other income	16	2,43,262.44	1,54,043.00
IV. Total Revenue (I + II)		6,32,90,397.83	4,49,75,393.74
V. Expenses:			
Cost of materials consumed	17	2,37,29,470.08	2,02,37,695.15
Employee benefits expense	18	2,05,01,547.04	90,82,448.00
Finance costs	19	15,70,353.25	5,17,820.92
Depreciation and amortization expense	20	17,39,207.28	1,81,865.23
Other expenses	21	1,44,73,760.22	1,44,45,630.99
Total expenses		6,20,14,337.87	4,44,65,460.29
VI. Profit before tax		12,76,059.96	5,09,933.45
VII. Tax expense:			
(1) Current tax		3,75,000.00	1,34,000.00
(2) Deferred tax		(30,000.00)	26,500.00
VIII Profit (Loss) for the period		9,31,059.96	3,49,433.45
IX Earnings per equity share:			
(1) Basic		93.11	34.94
(2) Diluted		93.11	34.94


Accounting Policies & Notes on Accounts
As per our Report on Even date attached
For Doshi Maru & Associates
Chartered Accountants

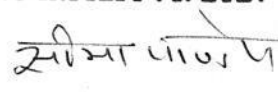
1

For Arpit Techno Infra Pvt. Ltd.
ARPIT TECHNO INFRA PVT. LTD. ARPIT TECHNO INFRA PVT. LTD.


Shashank P Doshi
Partner
M. No. 108456
FRN No. 0112187W
Place : Jamnagar
Date : 06.09.2019
UDIN:19108456AAAABE3806




DIRECTOR
Director


DIRECTOR
Director

ARPIT TECHNO INFRA PRIVATE LIMITED
Cash Flow Statement for the year ended 31st March 2019

Sr. No.	Particulars	F.Y. 2018-19		F.Y. 2017-18	
		Amount (In Rs.)	Amount (In Rs.)	Amount (In Rs.)	Amount (In Rs.)
A.	Cash flow from Operating Activities				
	Net Profit Before tax as per Statement of Profit & Loss		12,76,059.96		5,09,933.45
	Adjustments for :				
	Depreciation & Amortisation Exp.	17,39,207.28		1,81,865.23	
	Finance Cost	15,70,353.25	33,09,560.53	5,17,820.92	6,99,686.15
	Operating Profit before working capital changes		45,85,620.49		12,09,619.60
	Changes in Working Capital				
	Trade receivable	(1,39,01,257.89)		77,77,281.54	
	Other Loans and advances receivable	(18,34,613.24)		23,66,846.33	
	Inventories	1,45,000.00		2,89,200.00	
Trade Payables	1,38,168.81		(1,20,52,309.85)		
Other Current Liabilities and other assets	39,02,078.77		36,74,828.55		
Short term Provisions	4,42,089.00		30,169.00		
Net Cash Flow from Operation		(1,11,08,534.55)		20,86,015.57	
	Tax Paid		(65,22,914.06)		32,95,635.17
					1,34,000.00
					31,61,635.17
	Net Cash Flow from Operating Activities (A)		(65,22,914.06)		
B.	Cash flow from investing Activities				
	Purchase of Fixed Assets	(1,43,90,569.67)		44,500.00	
	Movement in Loan & Advances	41,849.05	(1,43,48,720.62)	5,88,137.35	6,32,637.35
	Net Cash Flow from Investing Activities (B)		(1,43,48,720.62)		6,32,637.35



C.	Cash Flow From Financing Activities. Proceeds From Issue of shares capital Proceeds From long Term Borrowing (Net) Short Term Borrowing (Net) Interest Paid Dividend paid (Including DDT)	1,24,47,331.30 75,04,007.09 (15,70,353.25)	1,83,80,985.14	16,61,145.03 (5,17,820.92)	(21,78,965.95)
	Net Cash Flow from Financing Activities (C)		1,83,80,985.14		(21,78,965.95)
D.	Net (Decrease)/ Increase in Cash & Cash Equivalents (A+B+C)		(24,90,649.54)		16,15,306.57
E.	Opening Cash & Cash Equivalents		25,46,490.95		9,31,184.38
F.	Cash and cash equivalents at the end of the period		55,841.41		25,46,490.95
G.	Cash And Cash Equivalents Comprise : Cash Bank Balance : Current Account Deposit Account Total		27,968.94 27,872.47		12,36,856.42 13,09,634.53
			55,841.41		25,46,490.95

For Doshi Maru & Associates
Chartered Accountants



Shashank P Doshi
Partner
M. No. 108456
FRN No. 0112187W
Place : Jamnagar
Date : 06.09.2019
UDIN:19108456AAAAABE3806

For Arpit Techno Infra Pvt. Ltd.

ARPIT TECHNO INFRA PVT. LTD.

ARPIT TECHNO INFRA PVT. LTD.

Kamlesh Chaudhary
Director

DIRECTOR

Director

DIRECTOR

21/09/2019

ARPIT TECHNO INFRA PVT. LTD.
Year ended on 31st March 2019

NOTES FORMING PART OF THE FINANCIAL STATEMENTS

Note: - 1 Significant accounting policies:

1.0 Corporate Information

Arpit Techno Infra Private Limited is a Limited Company, incorporated under the provisions of Companies Act, 2013 and having CIN: U45201GJ2009PTC058843. The Company is mainly engaged in the business of Contractor for Industrial Structure and Erection and Fabrication of Industrial Work. The Registered office of the Company is situated Plot No. 117, Royal Pushpa Park Colony, Street No. 3, Jamnagar.

1.1 Basis of preparation of financial statements

a. Accounting Convention: -

These financial statements of the Company have been prepared in accordance with Generally Accepted Accounting Principles in India ("Indian GAAP"). Indian GAAP comprises mandatory accounting standards as prescribed under Section 133 of the Companies Act, 2013 ("the Act") read with the Rule 7 of the Companies (Accounts) Rules, 2014. The financial statements have been prepared on an accrual basis and under the Historical Cost Convention. and the Companies (Accounting Standards) Amendment Rules 2016 and the relevant provisions of the Companies Act, 2013.


b. Use of Estimates and Judgments

The preparation of financial statement in conformity with accounting standard requires the Management to make estimates, judgments and assumptions. These estimates, judgments and assumptions affects the application of accounting policies and the reported amounts of assets and liabilities, the disclosure of contingent assets and liabilities at the date of financial statement and reported amounts of revenue and expenses during the period. Accounting estimates could change form period to period. Actual result could differ from those estimates. As soon as the Management is aware of the changes, appropriate changes in estimates are made. The effects of such changes are reflected in the period in which such changes are made and, if material, their effects are disclosed in the notes to financial statement.

c. Current and Non - Current Classification

An asset or a liability is classified as Current when it satisfies any of the following criteria:

- i. It is expected to be realized / settled, or is intended for sales or consumptions, in the Company's Normal Operating Cycle;



- ii. It is held primarily for the purpose of being traded.
- iii. It is expected to be realized / due to be settled within twelve months after the end of reporting date;
- iv. The Company does not have an unconditional right to defer the settlement of the liability for at least twelve months after the reporting date.

All other assets and liabilities are classified as Non - Current.

For the purpose of Current / Non - Current classification of assets and liabilities, the Company has ascertained its operating cycle as twelve months. This is based on the nature of services and the time between the acquisition of the assets or liabilities for processing and their realization in Cash and Cash Equivalents.

1.2 Basis of Preparation

a) Presentation and Disclosure of Standalone Financial Statements


These standalone financial statements have been prepared as per "Schedule - III" notified under the Companies Act, 2013. The Company has also reclassified / regrouped / restated the previous year figures in accordance with the requirements applicable in the current year.

b) Property, Plant & Equipment and Intangible Assets:-

- i. The company has adopted Cost Model to measure the gross carrying amount of fixed assets.
- ii. Tangible Fixed assets are stated at cost of acquisition less accumulated depreciation. Cost includes the purchase price and all other attributable costs incurred for bringing the asset to its working condition for intended use.
- iii. Intangible assets are stated at the consideration paid for acquisition and customization thereof less accumulated amortization.
- iv. Cost of fixed assets not ready for use before the balance sheet date is disclosed as Capital Work in Progress.
- v. Cost of Intangible Assets not ready for use before the balance sheet date is disclosed as Intangible Assets under Development.

c) Depreciation / Amortisation :-

Depreciation has been provided under Written down Value Method at the rates prescribed under schedule II of the Companies Act, 2013 on single shift and Pro Rata Basis to result in a more appropriate preparation or presentation of the financial statements.



In respect of assets added/sold during the year, pro-rata depreciation has been provided at the rates prescribed under Schedule II.

Intangible assets being Software are amortized over a period of its useful life on a straight line basis, commencing from date the assets is available to the company for its use.

d) Impairment of Assets:-

An asset is treated as impaired when the carrying cost of an asset exceeds its recoverable value. An impairment loss is charged to the Statement of Profit and Loss in the year in which an asset is identified as impaired. The impairment loss recognized in prior period is reversed if there has been a change in the estimate of the recoverable amount.

e) Investments:-

- Long term investments are stated at cost. Provision for diminution in the value of long-term investment is made only if such decline is other than temporary.
- Current investments are stated at lower of cost or market value. The determination of carrying amount of such investment is done on the basis of specific identification.

f) Government Grants and Subsidies:-

The Company is entitled to receive any subsidy from the Government authorities or any other authorities in respect of manufacturing or other facilities are dealt as follows:

- Grants in the nature of subsidies which are non - refundable are credited to the respective accounts to which the grants relate, on accrual basis, where there is reasonable assurance that the Company will comply with all the necessary conditions attached to them.
- Grants in the nature of Subsidy which are Refundable are shown as Liabilities in the Balance Sheet at the Reporting date.

g) Valuation of Inventory :-

Inventories includes mainly trading material i.e. inverter and batteries which is to be valued at Lower of Cost or Net Realizable value as per FIFO Method.

Cost of inventories included the cost incurred in bringing the each product to its present location and conditions are accounted. Cost included cost of direct material. Cost is determined on "First in First our basis (FIFO)".

All other inventories of stores and spares, consumables, project material at site are valued at cost. The stock of waste or scrap is valued at net realizable value.



“Net Realizable Value” is the estimated selling price in the ordinary course of business, less estimated costs of completion and estimated cost necessary to make the sales of the products.

h) Revenue Recognition :-

Revenue is recognized when it is probable that economic benefit associated with the transaction flows to the Company in ordinary course of its activities and the amount of revenue can be measured reliably, regardless of when the payment is being made. Revenue is measured at the fair value of consideration received or receivable, taking into the account contractually defined terms of payments, net of its returns, trade discounts and volume rebates allowed.

Revenue includes only the gross inflows of economic benefits, including the excise duty, received and receivable by the Company, on its own account. Amount collected on behalf of third parties such as sales tax, value added tax and goods and service tax (GST) are excluded from the Revenue.

Sale of goods is recognized at the point of dispatch of goods to customers, sales are exclusive of Sales tax, Vat, GST and Freight Charges if any. The revenue and expenditure are accounted on a going concern basis.

Interest Income is Recognized on a time proportion basis taking into account the amount outstanding and the rate applicable i.e. on the basis of matching concept..

Dividend from investments in shares / units is recognized when the company.


Other items of Income are accounted as and when the right to receive arises.

i) Borrowing Cost :-

Borrowing Cost includes the interest, commitments charges on bank borrowings, amortization of ancillary costs incurred in connection with the arrangement of borrowings.

Borrowing costs that are directly attributable to the acquisition or construction of qualifying property, plants and equipments are capitalized as a part of cost of that property, plants and equipments. The amount of borrowing costs eligible for capitalization is determined in accordance with the Accounting Standards – 16 “Borrowing Costs”. Other Borrowing Costs are recognized as expenses in the period in which they are incurred.

In accordance with the Accounting Standard – 16, exchange differences arising from foreign currency borrowings to the extent that they are regarded as adjustments to interest costs are recognized as Borrowing Costs, and are capitalized as a part of cost of such property, plants and equipments if they are directly attributable to their acquisition or charged to the Standalone Statement or Profit and Loss.



j) Related Party Disclosure:-

The Disclosures of Transaction with the related parties as defined in the related parties as defined in the Accounting Standard are given in notes of accounts.

k) Earnings Per Share :-

The Company reports the basic and diluted Earnings per Share (EPS) in accordance with Accounting Standard 20, "Earnings per Share". Basic EPS is computed by dividing the Net Profit or Loss attributable to the Equity Shareholders for the year by the weighted average number of equity shares outstanding during the year. Diluted EPS is computed by dividing the Net Profit or Loss attributable to the Equity Shareholders for the year by the weighted average number of Equity Shares outstanding during the year as adjusted for the effects of all potential Equity Shares, except where the results are Anti - Dilutive.

The weighted average number of Equity Shares outstanding during the period is adjusted for events such a Bonus Issue, Bonus elements in right issue, share splits, and reverse share split (consolidation of shares) that have changed the number of Equity Shares outstanding, without a corresponding change in resources.

l) Taxes on Income :-

1. Current Tax: -

Provision for current tax is made after taken into consideration benefits admissible under the provisions of the Income Tax Act, 1961.

2. Deferred Taxes:-

Deferred Income Tax is provided using the liability method on all temporary difference at the balance sheet date between the tax basis of assets and liabilities and their carrying amount for financial reporting purposes.

- I. Deferred Tax Assets are recognized for all deductible temporary differences to the extent that it is probable that taxable profit will be available in the future against which this items can be utilized.
- II. Deferred Tax Assets and liabilities are measured at the tax rates that are expected to apply to the period when the assets is realized or the liability is settled, based on tax rates (and the tax) that have been enacted or enacted subsequent to the balance sheet date.

m) Discontinuing Operations :-

During the year the company has not discontinued any of its operations.



n) Provisions Contingent liabilities and contingent assets:-

A provision is recognized if, as a result of a past event, the Company has a present legal obligation that can be estimated reliably, and it is probable that an outflow of economic benefits will be required to settle the obligation. Provisions are determined by the best estimate of the outflow of economic benefits required to settle the obligation at the reporting date. Where no reliable estimate can be made, a disclosure is made as Contingent Liability.

A disclosure for a Contingent Liability is also made when there is a possible obligation or a present obligation that may, but probably will not, require an outflow of resources. Where there is a possible obligation or a present obligation in respect of which the likelihood of outflow of resources is remote, no provision or disclosure is made.

Possible obligation that arises from the past events whose existence will be confirmed by the occurrence or non-occurrence of one or more uncertain future events beyond the control of the Company or a present obligation that is not recognized because it is not probable that an outflow of resources will be required to settle the obligation is reported as Contingent Liability. In the rare cases, when a liability cannot be measured reliably, it is classified as Contingent Liability. The Company does not recognize a Contingent Liability but disclosed its existence in the standalone financial statements.

o) Event after Reporting Date:-

Where events occurring after the Balance Sheet date provide evidence of condition that existed at the end of reporting period, the impact of such events is adjusted within the standalone financial statements. Otherwise, events after the Balance Sheet date of material size or nature are only disclosed.



Note 2 SHARE CAPITAL

Share Capital	As at 31 March 2019		As at 31 March 2018	
	Number	Amt. Rs.	Number	Amt. Rs.
Authorised				
Equity Shares of ` 10 each	10,000.00	1,00,000.00	10,000.00	1,00,000.00
Issued				
Equity Shares of ` 10 each	10,000.00	1,00,000.00	10,000.00	1,00,000.00
Subscribed & Paid up				
Equity Shares of ` 10 each fully paid	10,000.00	1,00,000.00	10,000.00	1,00,000.00
Total	10,000.00	1,00,000.00	10,000.00	1,00,000.00

Note 2.1 RECONCILIATION OF NUMBER OF SHARES

Particulars	Equity Shares		Equity Shares	
	Number	Amt. Rs.	Number	Amt. Rs.
Shares outstanding at the beginning of the year	10,000.00	1,00,000.00	10,000.00	1,00,000.00
Shares issued during the year	-	-	-	-
Shares bought back during the year	-	-	-	-
Shares outstanding at the end of the year	10,000.00	1,00,000.00	10,000.00	1,00,000.00

Note 2.2 Details of Shares held by shareholders holding more than 5% of the aggregate shares in the co.

Name of Shareholder	As at 31 March 2019		As at 31 March 2018	
	No. of Shares held	% of Holding	No. of Shares held	% of Holding
Pandey Ramjibhai S.	5,000.00	50.00%	5,000.00	50.00%
SMT Pandey Seema Ramji	5,000.00	50.00%	5,000.00	50.00%



Note 3 RESERVE AND SURPLUS

Particulars	As at 31st March 2019	As at 31st March 2018
a. Surplus		
Opening balance	27,47,496.82	24,01,679.90
(+) Net Profit/(Net Loss) For the current year	9,31,059.96	3,49,433.45
(-) Previous years' Income Tax Written off	-	3,616.53
(-) Adjustment in F.A as per Companies Act,2013	-	-
Closing Balance	36,78,556.78	27,47,496.82
Total	36,78,556.78	27,47,496.82

Note 4 LONG TERM BORROWINGS

Particulars	As at 31st March 2019	As at 31st March 2018
Secured		
(a) Term loans		
From banks		
HDFC Bank Loan A/c 56554575	11,20,216.49	-
HDFC Bank Loan A/c 83696536	34,64,990.01	-
HDFC Bank Loan A/c 83696544	34,64,990.01	-
HDFC Bank Loan A/c 83256984	23,35,726.79	-
ICICI Bank Loan	4,50,058.00	-
Sundaram Finance Loan A/c No. 16900026	6,66,976.00	-
Sundaram Finance Loan A/c No. 16900199	3,99,720.00	-
Sundaram Finance Loan A/c No. 16900222	2,72,327.00	-
Sundaram Finance Loan A/c No. 16900223	2,72,327.00	-
Sub-total (a)	1,24,47,331.30	-
In case of continuing default as on the balance sheet date in repayment of loans and interest with respect to (a)		
1. Period of default		
2. Amount		
Total	1,24,47,331.30	-

Note 4.1 Loan is secured against the vehicle.

Note 5 SHORT TERM BORROWINGS

Particulars	As at 31st March 2019	As at 31st March 2018
Secured		
(a) Loan Repayable on Demand		
from banks		
HDFC Bank Ltd.	41,64,500.18	20,74,641.09
	41,64,500.18	20,74,641.09
Unsecured		
(b) Loans and advances from related parties	85,82,704.38	31,68,556.38
	85,82,704.38	31,68,556.38



In case of continuing default as on the balance sheet date in repayment of loans and interest with respect to (a) (b) & (d) 1. Period of default 2. Amount		
	Total	1,27,47,204.56

Note 6 TRADE PAYABLES

Particulars	As at 31st March 2019	As at 31st March 2018
(a) Micro, Small and Medium Enterprise	-	-
(b) Others	1,82,14,266.30	1,80,76,097.49
Total	1,82,14,266.30	1,80,76,097.49

Note 7 OTHER CURRENT LIABILITIES

Particulars	As at 31st March 2019	As at 31st March 2018
(i) Current maturities of Long Term Debt (i.e. Term Liability classified as current)		
HDFC Bank Loan A/c 56554575	8,03,669.82	-
HDFC Bank Loan A/c 83696536	8,69,889.99	-
HDFC Bank Loan A/c 83696544	8,69,889.99	-
HDFC Bank Loan A/c 83256984	8,59,380.73	-
ICICI Bank Loan	3,22,939.00	-
Sundaram Finance Loan A/c No. 16900026	1,79,056.00	-
Sundaram Finance Loan A/c No. 16900199	1,44,085.00	-
Sundaram Finance Loan A/c No. 16900222	86,380.00	-
Sundaram Finance Loan A/c No. 16900223	86,380.00	-
Sub - Total	42,21,670.53	-
(ii) Statutory Remittance		
(i) TDS Payable	21,573.00	42,653.00
(ii) Audit Fee Payable	1,90,000.00	1,15,000.00
(iii) GST Payable	9,28,967.00	7,62,261.00
(iv) SGST Payable	9,65,207.00	11,76,995.76
(iii) Other payables	20,45,231.00	23,73,660.00
Total	83,72,648.53	44,70,569.76



Note 8 SHORT TERM PROVISIONS

Particulars	As at 31st March 2019	As at 31st March 2018
(a) Provision for employee benefits		
(i) Provident Fund Provision	2,61,932.00	50,553.00
(ii) Bonus Payable	2,10,000.00	-
(b) Others (Specify nature)		
(i) Professional Tax	27,680.00	6,970.00
(ii) Provision for Taxation (17-18)	1,34,000.00	1,34,000.00
(ii) Provision for Taxation (18-19)	3,75,000.00	-
Total	10,08,612.00	1,91,523.00

Note 10 LONG TERM LOANS AND ADVANCES

Particulars	As at 31st March 2019	As at 31st March 2018
(Unsecured and Considered Good)		
a. Security Deposits	71,96,648.31	70,38,497.36
b. Other Loans and Advances	8,00,000.00	10,00,000.00
Total	79,96,648.31	80,38,497.36

Note 11 INVENTORIES

Particulars	As at 31st March 2019	As at 31st March 2018
a. Raw Materials and components (Valued at Lower of Cost or NRV as per FIFO Method)	-	1,45,000.00
Total	-	1,45,000.00

Note 12 TRADE RECEIVABLES

Particulars	As at 31st March 2019	As at 31st March 2018
(Unsecured and Considered Good)		
Over Six Months	62,39,004.58	72,42,518.14
Others	2,47,12,846.84	98,08,075.39
Total	3,09,51,851.42	1,70,50,593.53

Note 13 CASH AND CASH EQUIVALENTS

Particulars	As at 31st March 2019	As at 31st March 2018
a. Balances with banks		
HDFC Bank Ltd.	11,469.25	27,227.68
ICICI Bank	1,782.45	21,289.13
Syndicate Bank	-	59,858.23
ICICI Bank (Jamshedpur)	4,523.59	4,523.59
HDFC Bank	10,097.18	11,96,735.90
b. Cash on hand	27,968.94	12,36,856.42
Total	55,841.41	25,46,490.95



Note 9 FIXED ASSETS

(In Rs.)

	Fixed Assets		Gross Block			Accumulated Depreciation			Net Block	
	Balance as at 1 April 2018	Balance as at 31 March 2019	Additions	Disposal / Adjustment	Balance as at 1 April 2018	Amount Charged to Reserves (refer Note below)	Depreciation charge for the year	Deductions / Adjustments	Balance as at 31 March 2019	Balance as at 31 March 2018
a										
Tangible Assets										
Computer	1,47,669.00	2,19,709.01	72,040.01	-	1,21,335.22	-	39,820.20	-	1,61,155.42	26,333.78
Plant and Equipment	10,73,941.00	10,73,941.00	-	-	7,84,944.24	-	66,036.85	-	8,50,981.09	2,88,996.76
Furniture and Fixtures	56,357.00	56,357.00	-	-	42,815.11	-	3,970.34	-	46,785.46	13,541.89
Vehicles	9,58,263.00	1,52,76,792.66	1,43,18,529.66	-	8,47,396.36	-	16,29,379.89	-	24,76,776.25	1,10,866.64
Office equipment	6,59,118.00	6,59,118.00	-	-	6,42,194.25	-	-	-	6,42,194.25	16,923.75
Total	28,95,348.00	1,72,85,917.67	1,43,90,569.67	-	24,38,685.19	-	17,39,207.28	-	41,77,892.47	4,56,662.81



Note 14 SHORT TERM LOANS AND ADVANCES

Particulars	As at 31st March 2019	As at 31st March 2018
(Unsecured and Considered Good)		
a. Balance with Government Authorities	33,78,708.10	20,55,425.30
b. Others (specify nature)		
Advance to Suppliers	3,89,567.23	73,785.99
Others	5,27,977.70	3,32,428.50
Total	42,96,253.03	24,61,639.79



Note 15 REVENUE FROM OPERATIONS

Particulars	For the year ended 31st March 2019	For the year ended 31st March 2018
Sale of Goods	6,757.40	23,57,679.95
Sale of Services		
Fabrication and Errection Work	6,30,40,377.99	4,24,63,670.79
Total	6,30,47,135.39	4,48,21,350.74

Note 16 OTHER INCOME

Particulars	For the year ended 31st March 2019	For the year ended 31st March 2018
Interest Income		
Interest on FD	1,99,694.00	1,54,043.00
Other Income		
Kasar Income	43,568.44	-
Total	2,43,262.44	1,54,043.00

Note 17 COST OF MATERIAL CONSUMED

Particulars	For the year ended 31st March 2019	For the year ended 31st March 2018
Opening Stock Raw Materials	1,45,000.00	4,34,200.00
Add:- Purchase of Raw Materials	2,35,84,470.08	1,99,48,495.15
Closing Stock of Raw Materials	-	1,45,000.00
Cost of Raw Materials Consumed	2,37,29,470.08	2,02,37,695.15

Note 17.1 PARTICULARS OF COST OF MATERIAL CONSUMED

Particulars	For the year ended 31st March 2019	For the year ended 31st March 2018
Goods Consumed for Service providing		
Gas, Consumbles and Tools	2,35,84,470.08	1,99,48,495.15
Total	2,35,84,470.08	1,99,48,495.15

Note 18 EMPLOYEE BENEFITS EXPENSES

Particulars	For the year ended 31st March 2019	For the year ended 31st March 2018
(a) Salaries and Wages	1,88,51,460.00	82,13,974.00
(b) Contributions to Provident Fund & Other Fund		
Provident fund	6,38,501.00	3,43,531.00
(c) Staff welfare expenses	10,11,586.04	5,24,943.00
Total	2,05,01,547.04	90,82,448.00



Note 19 FINANCE COST

Finance Cost	For the year ended 31st March 2019	For the year ended 31st March 2018
(a) Interest expense :-		
(i) Borrowings	12,50,816.83	4,66,333.00
(ii) Interest on TDS	-	12,993.00
(iii) Interest on Service Tax	-	-
(iv) Interest on Professional Tax	-	197.00
(b) Other borrowing costs	3,19,536.42	38,297.92
Total	15,70,353.25	5,17,820.92

Note 20 DEPRECIATION AND AMORTISATION

Particulars	For the year ended 31st March 2019	For the year ended 31st March 2018
Depreciation Exp	17,39,207.28	1,81,865.23
Total	17,39,207.28	1,81,865.23

Note 21 OTHER EXPENSES

Particulars	For the year ended 31st March 2019	For the year ended 31st March 2018
Operating Expenses		
Fabrication & Erection Work	1,03,12,523.92	1,21,40,466.62
Freight & Forwarding Exp	6,01,180.00	3,20,540.00
Fuel & Diesel Expenses	-	5,29,892.11
Debit Note	1,16,051.00	-
Site Expenses	1,04,609.00	1,39,244.00
Hiring Charges	1,36,747.00	-
Licence Fee Exp.	5,63,506.00	-
Establishment Expenses		
Travelling Exp	97,508.83	45,286.00
Rates & Taxes	67,475.00	3,79,216.52
Payment To auditor	75,000.00	65,000.00
Insurance Premium Expenses	2,77,695.87	1,61,038.69
Legal & Professional Fees	1,76,521.00	61,935.00
Bad Debts Expenses	10,03,513.56	45,598.75
Printing & Stationery Exp	49,989.88	47,600.00
Computer Expenses	31,730.28	27,201.86
Vehicle Exp	1,39,381.85	11,764.00
Telephone Expense	70,025.00	1,46,692.88
Repair & Maintenance Charges	360.00	1,71,215.26
Office Rent	86,500.00	1,29,140.00
Mis. Expenses	5,63,442.03	23,799.30
Total	1,44,73,760.22	1,44,45,630.99



Note 21.1 PAYMENT TO AUDITORS AS:

Particulars	For the year ended 31st March 2019	For the year ended 31st March 2018
a. auditor	45,000.00	40,000.00
b. for taxation matters	15,000.00	10,000.00
c. for company law matters	15,000.00	15,000.00
d. for management services	-	-
d. for reimbursement of expenses	-	-
Total	75,000.00	65,000.00




Notes Forming Part of the Financial Statements

22. The previous year's figures have been reworked, regrouped, and reclassified wherever necessary. Amounts and other disclosures for the preceding year are included as an integral part of the current annual financial statements and are to be read in relation to the amounts and other disclosures relating to the current financial year.
23. Credit and Debit balances of unsecured loans, sundry creditors, sundry Debtors, loans and Advances are subject to confirmation and therefore the effect of the same on profit could not be ascertained.
24. Balances of Trade Payables, Trade Receivable and Loans and Advances are subject to confirmations and reconciliation if any, by the respective parties.
25. **Statement of Management**
- (i) The current assets, loans and advances are good and recoverable and are approximately of the values, if realized in the ordinary courses of business unless and to the extent stated otherwise in the Accounts. Provision for all known liabilities is adequate and not in excess of amount reasonably necessary.
- (ii) Balance Sheet, Statement of Profit and Loss read together with Notes to the accounts thereon, are drawn up so as to disclose the information required under the Companies Act, 2013 as well as give a true and fair view of the statement of affairs of the Company as at the end of the year and results of the Company for the year under review.
26. **Deferred tax Assets and Liabilities are as under: -**

Components of which are as under: -

Particulars	(Rs. In Thousands)	
	Amount (Rs.) 31-3-2019	Amount (Rs.) 31-3-2018
<i>Deferred Tax Asset</i>		
<i>Block of assets (Depreciation)</i>	605.11	503.06
<i>Net Differed Tax Asset (Liability)</i>	160.00	130.00



27. Earnings Per Share

Particulars	Year Ended on 31 st March, 2019 (Rs.)	Year Ended on 31 st March, 2018 (Rs.)
Profit / (Loss) after tax attributable to Equity Shareholders (A)	9,31,059.96	3,49,433.45
Weighted Number of Equity Share outstanding During the year (B) (In Nos.)	10,000	10,000
Basic Earnings Per Share for each Share of Rs.10/- (A) / (B)	93.11	34.94

28. Foreign Currency Transactions: -

Expenditure in Foreign Currency: - NIL

Earnings in Foreign Currency: - NIL

29. Related Parties Transaction: -

As per Accounting Standard 18, issued by the Chartered Accountants of India, The Disclosures of Transaction with the related parties as defined in the related parties as defined in the Accounting Standard are given below:

(a) List of related parties with whom transactions have taken place and relationships:-

Name of Related Parties	Relationship
Pandey Ramjibhai	Key Managerial personnel
Smt. Seema R Pandey	Key Managerial personnel
Manish Pandey	Key Managerial personnel
Arpit Pandey	Key Managerial personnel
Bhawna Pandey	Key Managerial personnel



(b) Transaction during the current financial year with related parties:-

Particulars	Key Management Personnel	Relatives of Key Management Personnel	Associate Concern	Grand Total
Remuneration	7,80,000.00	-	-	7,80,000.00
Unsecured Loans Accepted	29,80,000.00	-	-	29,80,000.00
Unsecured Loan Repaid	3,00,000.00	-	-	3,00,000.00

30. Notes forming part of accounts in relation to Micro and small enterprise

1. Based on information available with the company, on the status of the suppliers being Micro or small enterprises, on which the auditors have relied, the disclosure requirements of Schedule III to the Companies Act, 2013 with regard to the payments made/due to Micro and small Enterprises are given below :

Sr. No.	Particulars	Year Ended on 31 st March 2019		Year Ended on 31 st March 2018	
		Principal	Interest	Principal	Interest
I	Amount due as at the date of Balance sheet	Nil	Nil	Nil	Nil
ii	Amount paid beyond the appointed date during the year	Nil	Nil	Nil	Nil
iii	Amount of interest due and payable for the period of delay in making payments of principal during the year beyond the appointed date	Nil	Nil	Nil	Nil
Iv	The amount of interest accrued and remaining unpaid as at the date of Balance sheet	Nil	Nil	Nil	Nil

The company has initiated the process of obtaining the confirmation from suppliers who have registered themselves under the Micro, Small and Medium Enterprises Development Act, 2006 (MSMED Act, 2006) but has not received the same in totality. The above information is compiled based on the extent of responses received by the company from its suppliers.



Unsecured Loan

From Related Parties

Seema R Pandey	22,11,892.00	8,89,555.00
Ramji Pandey	62,31,338.38	22,79,001.38
Sonu Enterprise	85,000.00	-
Sonu Enterprise (Bhatinda)	54,474.00	-
	85,82,704.38	31,68,556.38

Trade Payables

Ambika Glass	14,167.06	1,18,346.00
Amit Vishwakarma Cont	-	4,35,937.00
Arpit R Pandey	10,31,000.00	8,91,000.00
Ashish Pathak	-	5,73,000.00
Awadhesh Pathak	-	60,000.00
Azad Infra	2,13,985.00	35,636.00
B M Enterprise	1,34,048.00	16,550.00
Bhavan Pandey Cont	6,54,016.16	6,82,500.00
Bhagwati Plywood Centre	83,995.00	-
Bhagyoday Traders	20,900.00	-
Bharat Ele. Corporation	49,988.00	-
Bharti Airtel	5,548.00	-
Capital Sales (Jaliwala)	10,308.00	-
Cargo Motors P. Ltd.	3,066.00	-
Chaniyara Ecommerce Ltd.	40,76,670.00	-
Construction House	67,581.00	1,86,861.00
Dattani & Dattani	24,000.00	-
Deep Enterprise	60,375.00	-
Delight Engineering Co.	2,350.00	-
Dev Enterprise	8,05,561.00	-
Duracon Cement Product	-	14,338.00
Geo Designs & Research P. Ltd.	6,891.00	-
H & R Johnson	-	4,90,518.00
Hitli India P Ltd	2,38,076.50	11,461.76
ICICI Lombard GIC	83,720.00	-
Jalaram Trading	19,031.00	-
Jalaram Transport	1,64,107.00	-
Janta Plywood	16,124.00	-
J A P Brocks	-	47,250.00
Jay Electrical	92,160.00	15,264.48
J A P Transport	-	70,750.00
Jadeja Jitendrasinh Pratapsinh Cont	-	3,73,656.00
Jash Dealmark Limited	-	27,15,277.00
Jayaben Bharatbhai Gohil	-	34,743.00
Jets Trans Services	-	1,07,700.00
Jitendra Tulsidas Sidhpura Cont	99,608.00	3,67,138.00
Karvi Enterprise	27,875.00	55,750.00
Kena Enterprise	5,310.00	-
Ketan Modi HUF	3,53,500.00	9,40,500.00
Kher Anita Snajaybhai Cont	-	6,50,000.00
Knajibhai B Makwana	-	1,41,285.00
Laleshwarprasad Gupta	2,648.00	-



NOTES FORMING PART OF FINANCIAL STATEMENTS

Laxmim Trading Co.	25,641.00	-
Mahadev Traders (Jamnagar)	7,66,118.26	5,38,326.26
Mahakali Wire Works	1,600.00	-
Mahalalaxmi Timber Mart & Saw Mil	34,179.00	15,902.00
Manish Pandey Cont	-	16,000.00
Maruti Stone	2,27,791.00	1,29,113.00
Mishwa Engineering	1,31,644.60	-
Moolchand Gopal Kumavat Cont	-	2,23,490.00
Nanji M Vaniya	-	17,820.00
Naptune Buildcon	3,68,661.02	-
Navi Corp.	3,51,672.44	69,558.00
Net Ram Satnami	-	9,48,730.00
New Gujarat Rolling Shutter	-	17,640.00
Pooja Bhatt Cont	-	91,000.00
Patel Agency	4,900.00	-
Prashant Building Tech	2,83,200.00	-
Prism Johnson Ltd.	1,89,475.00	-
Radadiya Nayankumar Nagji Cont	4,19,200.00	5,72,000.00
Raj Hardware Mart	22,420.00	-
Ram Kishan Enterprise	34,323.00	-
Rameshkumar Cont	-	22,275.00
Rana Jayaben Janaksinh Cont	-	1,44,560.00
Ranuja Trading Co	7,02,440.28	3,19,466.20
Rubi Gupta	1,53,189.85	1,53,189.85
Ruby Bricks	24,675.00	-
S P Doshi	5,813.00	7,696.00
Sahkar Cement Products	-	61,279.00
S A Enterprise	57,357.44	57,357.44
Sheth Nenshi Ravji	18,396.00	-
Shiv Traders	19,45,527.96	7,33,473.00
Shivang Enterprise	11,285.23	-
Shree Ram Enterprise	12,83,108.00	-
Shree Vishwakarma Aluminium	31,396.00	53,556.00
Sonu Pandey	11,81,000.00	8,91,000.00
Sunrise Corp.	3,96,658.00	19,61,868.00
Sutariya Transport	1,96,000.00	-
Swastik Enterprise	6,44,807.50	4,80,015.50
Veer Enterprise	1,33,191.00	-
Vikas Chaturvedi Cont	-	13,334.00
Virbhadra Electricals	2,01,987.00	15,01,987.00
Total	1,82,14,266.30	1,80,76,097.49

Other Payables

Labour Charges Payable	20,45,231.00	6,73,660.00
Ramji Pandey	-	8,50,000.00
Seema Pandey	-	8,50,000.00
Total	20,45,231.00	23,73,660.00

Trade Receivable

More than Six Months		
Essar Power Gujarat	8,01,756.11	8,01,756.11
Essar Projects (India) Ltd. (Surat)	51,73,186.11	51,73,186.11
Rel. Utilities & Poer P Ltd	2,64,062.36	2,64,062.36
Larsen & Tourbo Ltd	-	10,03,513.56
Total	62,39,004.58	72,42,518.14



For Less Than Six Months

Reliance Industries Ltd.	1,83,25,473.84	98,08,075.39
Sonu Infratech Ltd.	63,87,373.00	-
Total	2,47,12,846.84	98,08,075.39

Balance with Govt Authorities

VAT Receivable	2,12,953.00	2,12,953.00
TCS	39,118.00	-
TDS Receivable (16-17)	9,10,300.00	9,10,300.00
TDS Receivable (17-18)	9,32,172.30	9,32,172.30
TDS Receivable (18-19)	12,84,164.80	-
Total	33,78,708.10	20,55,425.30

Advance to Suppliers

Anuptech Skill Development Centre	5,681.00	-
Balaji Demolition	960.00	-
Balaji Movers	3,692.00	-
Bansal Bio Fuel	23,360.00	-
Gayatri Precast	1,180.00	-
Kamal Stone	1,652.00	-
Magnus Enterprise	1,00,000.00	-
Payal Enterprise	750.00	-
Rajarshri Transport	169.00	-
Rathod Carting	472.00	-
Roshni Ply & Hardware	2,15,157.23	59,885.99
Sonu Infratech Limited	-	13,900.00
Sahakar Cement Prod	19,994.00	-
Ultratech Cement Ltd.	16,500.00	-
Total	3,89,567.23	73,785.99

Other Loans Advances

Interest Receivable	4,90,609.70	3,10,885.50
TDS on Interest Receivable	37,368.00	21,543.00
Total	5,27,977.70	3,32,428.50

Long Term Security Deposits

Main Deposit for Stock	1,76,125.50	1,76,125.00
Labour Licence Deposit	27,000.00	-
Security Deposit (L&T)	22,40,969.50	22,40,969.50
ICICI Bank FD	1,89,065.00	-
HDFC Bank FDR	20,11,000.00	20,11,000.00
SBSL	9,500.00	-
Security Deposit (MES)	1,80,178.00	1,12,878.00
Security Deposits (GAC)	2,57,606.00	2,57,606.00
Security Deposit (Ril)	19,88,921.31	13,44,985.86
Tender Deposit	-	7,78,650.00
Earnest Money Deposit	1,01,283.00	1,01,283.00
National Saving Certificate	15,000.00	15,000.00
Total	71,96,648.31	70,38,497.36

Long Term Other Loans and Advances

Bhagirath Equipment	8,00,000.00	10,00,000.00
Total	8,00,000.00	10,00,000.00



NOTES FORMING PART OF THE FINANCIAL STATEMENTS

Salaries & Wages		
Worker Salary	1,50,46,163.00	70,58,892.00
Staff Salary	16,20,434.00	1,39,710.00
Staff Bonus	12,77,863.00	5,60,372.00
Director Remuneration Exp	7,80,000.00	4,00,000.00
Accountant Salary	1,27,000.00	55,000.00
Total	1,88,51,460.00	82,13,974.00

Staff Welfare Exp		
Staff Welfare Exp	1,54,912.04	41,774.00
Leave Expenses	6,41,084.00	3,36,259.00
Labour food Expenses	48,972.00	1,08,224.00
Medical Expences	1,66,618.00	38,686.00
Total	10,11,586.04	5,24,943.00

Provident Fund		
Provident Fund	6,38,501.00	3,43,531.00
Total	6,38,501.00	3,43,531.00

Debit Note		
Debit Note (RIL)	1,16,051.00	-
Total	1,16,051.00	-

Interest on Borrowings		
Interest on Bank C.C.	4,62,899.00	4,66,333.00
Vehicle Loan Interest	27,163.00	-
Interest Expenses	7,60,754.83	-
Total	12,50,816.83	4,66,333.00

Other Borrowings Cost		
Bank Charges	3,19,536.42	38,297.92
Total	3,19,536.42	38,297.92

Job Work Expenses		
Job Work Expenses	1,03,12,523.92	1,21,40,466.62
Total	1,03,12,523.92	1,21,40,466.62

Freight & Forwarding		
Transport Exp	6,01,180.00	3,20,540.00
Total	6,01,180.00	3,20,540.00

Rates & Taxes		
Service Tax	-	1,611.09
Vat Exp.	-	3,77,605.43
RTO Exp.	67,475.00	-
Total	67,475.00	3,79,216.52



NOTES FORMING PART OF THE FINANCIAL STATEMENTS

Legal & Professional Fees		
Legal Fees	1,76,521.00	61,935.00
Total	1,76,521.00	61,935.00
 Mis Exp		
Postage & Courier Exp.	200.00	-
Trade Validation Exp.	71,850.00	-
Telephone Exp	9,677.11	-
Petrol Exp.	3,80,194.92	-
Kasar Exp.	-	3,212.85
Office exp	63,222.00	-
GST Late Fees	19,100.00	5,600.00
Misc Exp	12,488.00	12,481.00
Labour Charges	900.00	2,505.45
Testing Fees	5,810.00	-
Total	5,63,442.03	23,799.30

